

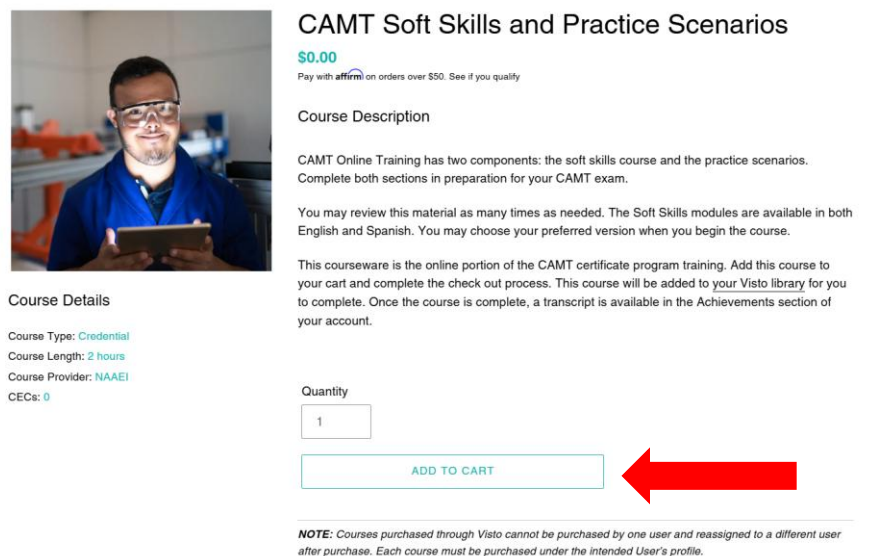
## CAMT Online Soft Skills Training Access

In addition to completing the classroom training requirement, CAMT candidates are required to complete the online soft skills training through Visto to be eligible to take the CAMT exam. The CAMT online soft skills training includes CAMT practice scenarios and CAMT soft skills courses.

Candidates must have an NAA account and be enrolled in the CAMT program through NAA to access the online course.

1. To access the online soft skills course through Visto, click here: <https://store.gowithvisto.org/products/camt-soft-skills>

2. Click “ADD TO CART.”



**CAMT Soft Skills and Practice Scenarios**  
\$0.00  
Pay with **affirm** on orders over \$50. See if you qualify

**Course Description**

CAMT Online Training has two components: the soft skills course and the practice scenarios. Complete both sections in preparation for your CAMT exam.

You may review this material as many times as needed. The Soft Skills modules are available in both English and Spanish. You may choose your preferred version when you begin the course.

This courseware is the online portion of the CAMT certificate program training. Add this course to your cart and complete the check out process. This course will be added to your Visto library for you to complete. Once the course is complete, a transcript is available in the Achievements section of your account.

**Course Details**

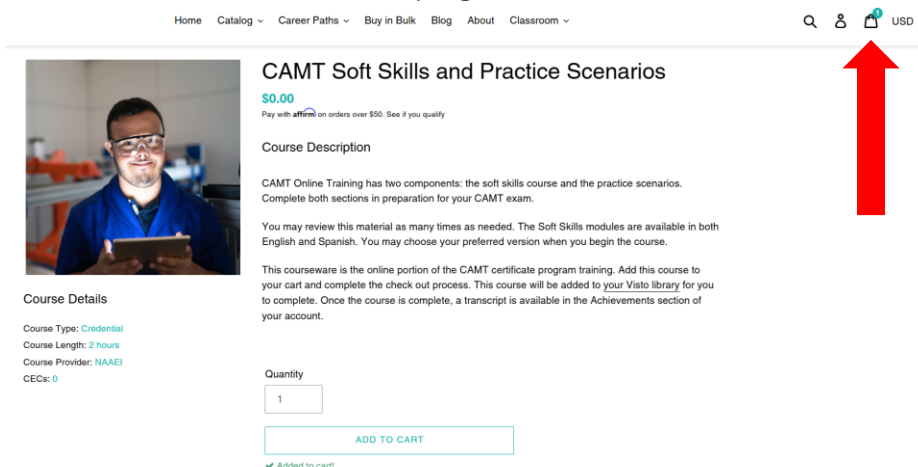
Course Type: **Credential**  
Course Length: **2 hours**  
Course Provider: **NAAEI**  
CECs: **0**

Quantity:

**ADD TO CART**

***NOTE:** Courses purchased through Visto cannot be purchased by one user and reassigned to a different user after purchase. Each course must be purchased under the intended User's profile.*

3. Click on the cart icon at the top right of the screen.



Home Catalog Career Paths Buy in Bulk Blog About Classroom

Search User Cart USD

**CAMT Soft Skills and Practice Scenarios**  
\$0.00  
Pay with **affirm** on orders over \$50. See if you qualify

**Course Description**

CAMT Online Training has two components: the soft skills course and the practice scenarios. Complete both sections in preparation for your CAMT exam.

You may review this material as many times as needed. The Soft Skills modules are available in both English and Spanish. You may choose your preferred version when you begin the course.

This courseware is the online portion of the CAMT certificate program training. Add this course to your cart and complete the check out process. This course will be added to your Visto library for you to complete. Once the course is complete, a transcript is available in the Achievements section of your account.

**Course Details**

Course Type: **Credential**  
Course Length: **2 hours**  
Course Provider: **NAAEI**  
CECs: **0**


Quantity:

**ADD TO CART**

✓ Added to cart.

4. Click "CHECK OUT."

## Your cart

Product	Price	Total
 <a href="#">CAMT Soft Skills and Practice Scenarios</a> <a href="#">REMOVE</a>	\$0.00	\$0.00

***NOTE:** Courses purchased through Visto cannot be purchased by one user and reassigned to a different user after purchase. Each course must be purchased under the intended User's profile.*

Add a note to your order

Subtotal \$0.00  
Taxes and shipping calculated at checkout

[CONTINUE SHOPPING](#) [UPDATE](#) [CHECK OUT](#)

5. If you already have an account, log in and proceed to step 9. If you do not have an account, click "Create an Account." Proceed to the next step. **Note: this is separate from and not connected to your NAA/PACE account.**

## My Account

[Log In](#) [Create an Account](#)

Don't have an account? [Create one here.](#)

Username

Password

NAAEI ID (optional)

[Login](#)

[Forgot NAA Member ID?](#) | [Create an NAA ID](#) | [Support](#) | [Forgot Password?](#)

- Fill out the required fields with asterisks and click “Create Account.” **Note:** The NAAEI ID is your 7-digit National ID that was assigned to you when you created your NAA account. If you are unsure of your NAAEI ID, go to [www.naahq.org](http://www.naahq.org), click My Account and log in and look for your National ID on your Personal Snapshot page.

## My Account

Log In Create an Account

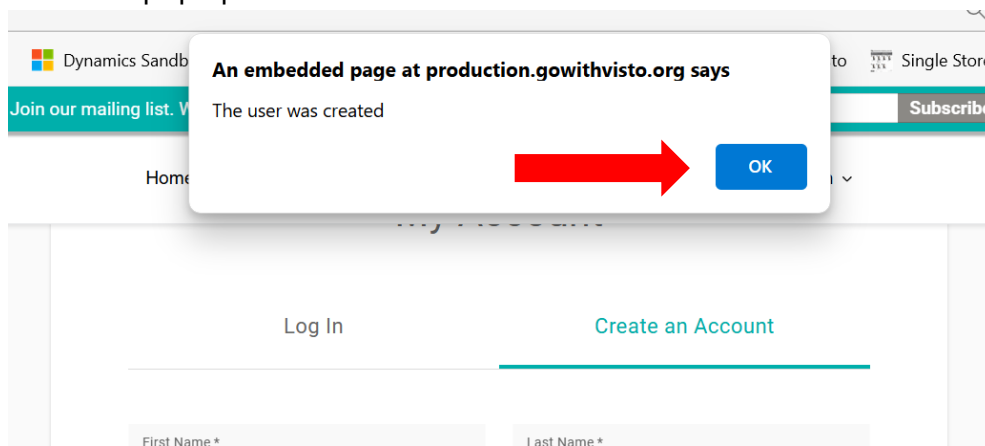
---

First Name *	Last Name *
Position	Company
Email (username) *	Phone
NAAEI ID <small><a href="#">Forgot NAA Member ID?</a>   <a href="#">Create an NAA ID</a></small>	Password *
Career Paths *	

I would like to be added to your [mailing list](#).

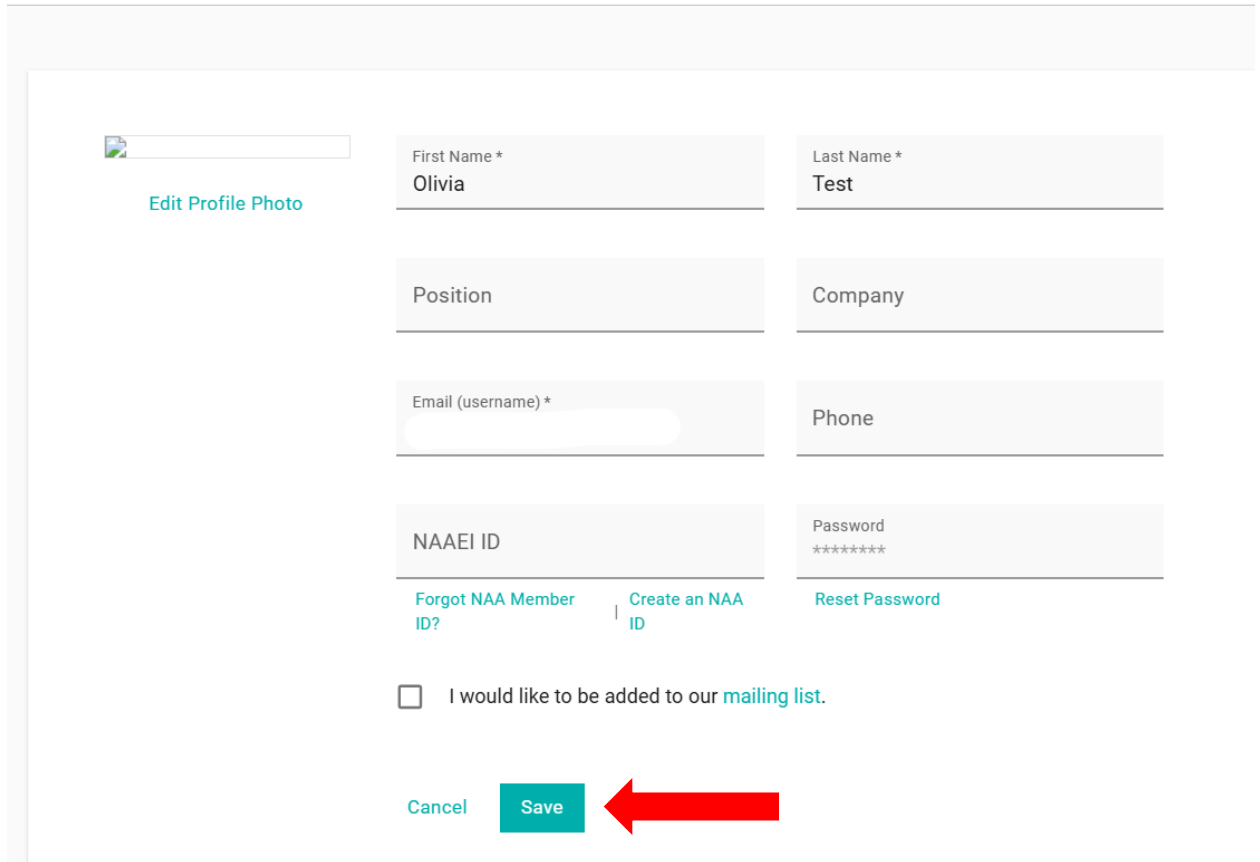
Create Account ←

- A box will pop up on the screen. Click “OK.”



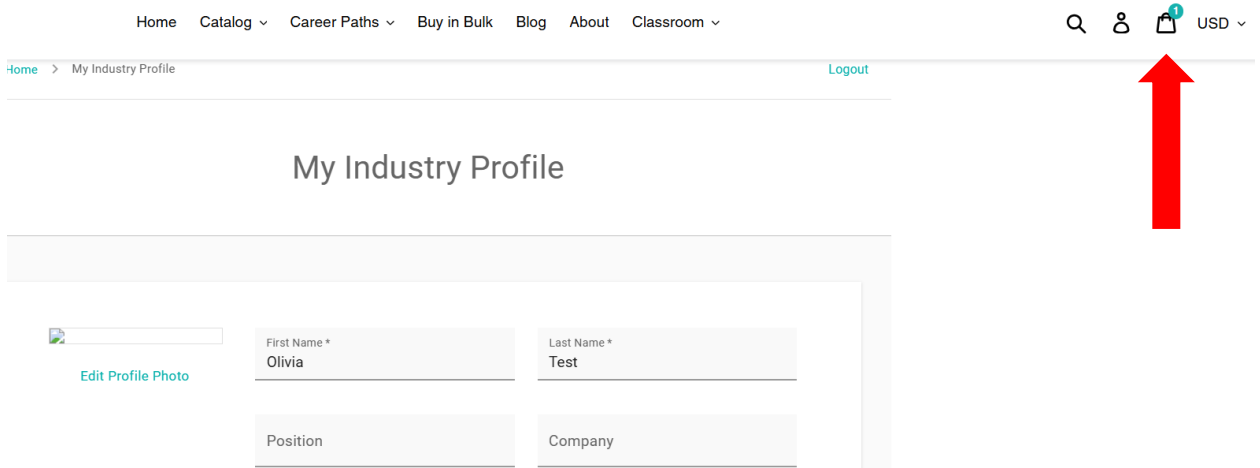
8. Make sure your profile information is correct and click “Save.”

## My Industry Profile



The screenshot shows the 'My Industry Profile' form. On the left, there is a profile photo placeholder with the text 'Edit Profile Photo' below it. The form contains several input fields: 'First Name \*' with the value 'Olivia', 'Last Name \*' with the value 'Test', 'Position', 'Company', 'Email (username) \*', 'Phone', 'NAAEI ID', and 'Password' with masked characters '\*\*\*\*\*'. Below the 'NAAEI ID' field, there are three links: 'Forgot NAA Member ID?', 'Create an NAA ID', and 'Reset Password'. A checkbox is present with the text 'I would like to be added to our mailing list.' At the bottom of the form, there are two buttons: 'Cancel' and 'Save'. A red arrow points to the 'Save' button.

9. Click the shopping cart icon at the top right of the screen.




The screenshot shows the top navigation bar of the website. The navigation menu includes 'Home', 'Catalog', 'Career Paths', 'Buy in Bulk', 'Blog', 'About', and 'Classroom'. On the right side of the navigation bar, there are icons for search, user profile, and shopping cart, followed by the text 'USD'. A red arrow points to the shopping cart icon. Below the navigation bar, the breadcrumb trail shows 'Home > My Industry Profile' and a 'Logout' link. The main content area below the navigation bar is titled 'My Industry Profile' and shows the top portion of the profile form from the previous screenshot.

## 10. Click “CHECK OUT.”

Home Catalog ▼ Career Paths ▼ Buy in Bulk Blog About Classroom ▼ 🔍 👤 🛒 USD


### Your cart

Product	Price	Total
 CAMT Soft Skills and Practice Scenarios <a href="#">REMOVE</a>	\$0.00	\$0.00

*NOTE: Courses purchased through Visto cannot be purchased by one user and reassigned to a different user after purchase. Each course must be purchased under the intended User's profile.*

Add a note to your order Subtotal \$0.00

Taxes and shipping calculated at checkout

[CONTINUE SHOPPING](#) [UPDATE](#) [CHECK OUT](#) 

[shop Pay](#)

## 11. Complete the billing information section and click “Complete order.” All fields are required. **You will not be asked to enter payment information and will not be charged for this purchase.**

Visto 🛒

Express checkout

[shop Pay](#) [G Pay](#)

OR

Account ▼

Email me with news and offers

**Payment**  
All transactions are secure and encrypted.

Your order is free. No payment is required.

**Billing address**

Country/Region  
United States ▼


First name  Last name


Company

Address  🔍

Apartment, suite, etc. (optional)

City  State Virginia ▼ ZIP code

[Complete order](#) 

 CAMT Soft Skills and Practice Scenarios FREE

Discount code  [Apply](#)

**Total** USD **\$0.00**

12. On the order confirmation page, click “Continue to my Classroom.”


Visto

Order #41390  
Thank you, Olivia!

Your order is confirmed  
You'll receive a confirmation email with your order number shortly.

Order details

Contact information      Billing address

Need help? [Contact us](#)  [Continue to my Classroom](#)


CAMT Soft Skills and Practice Scenarios      Free


Total      USD **\$0.00**

13. On the My Courses page under CAMT Soft Skills, click “Start.”

## My Courses

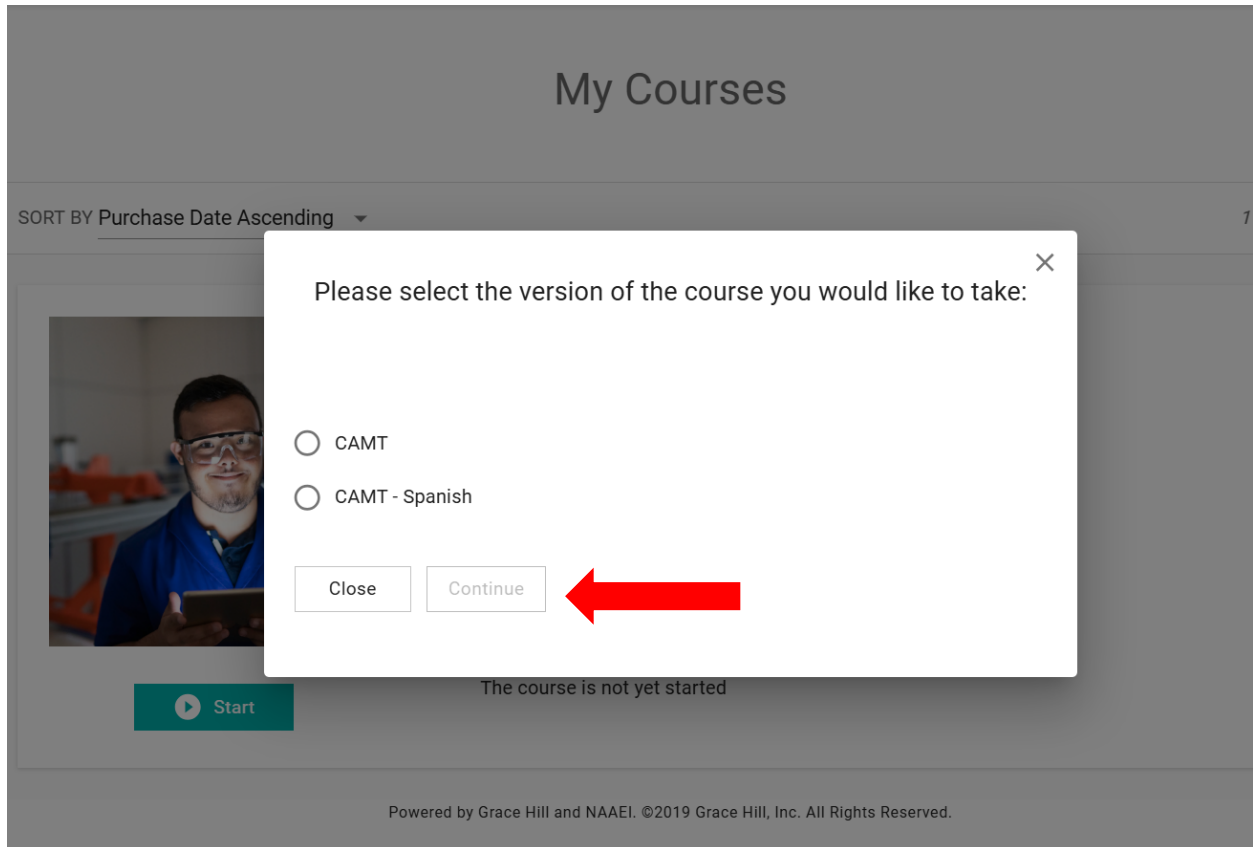
SORT BY [Purchase Date Ascending](#) 1 Product

 **CAMT Soft Skills**  
Purchase Date 07/17/2025 | [Reserve Time On My Calendar](#)

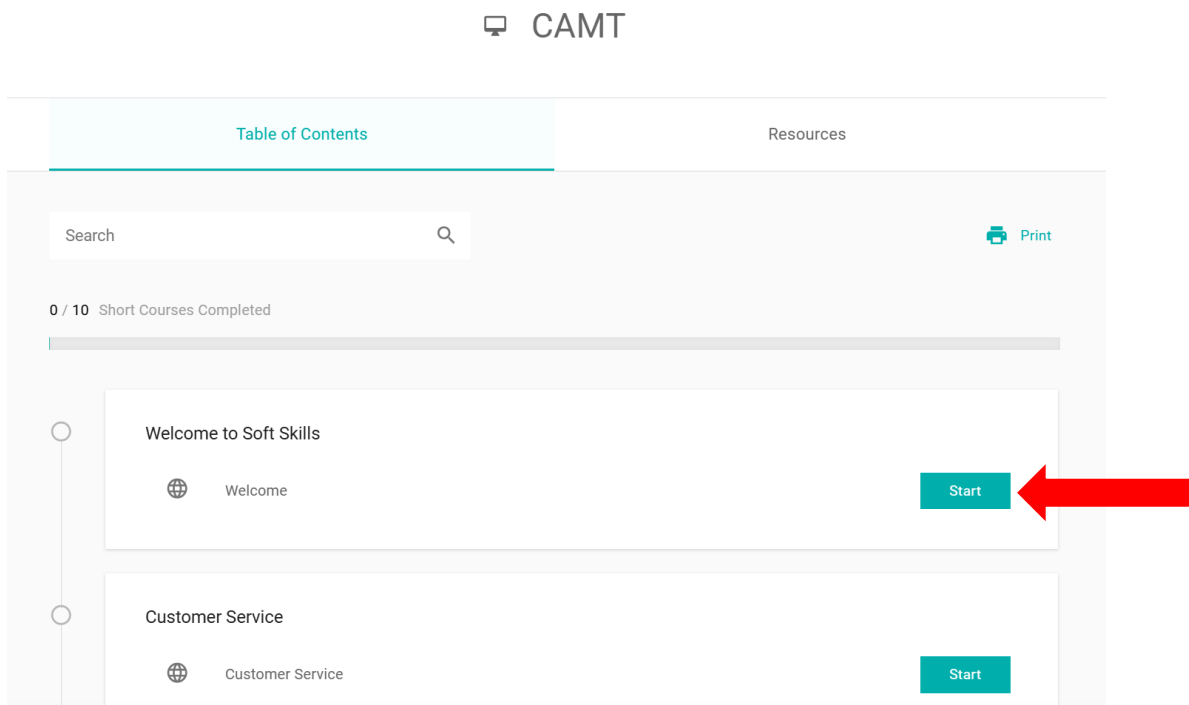
[Start](#)  The course is not yet started

Powered by Grace Hill and NAAEI. ©2019 Grace Hill, Inc. All Rights Reserved.

14. Select if you would like to take the course in English (“CAMT”) or Spanish (“CAMT - Spanish”). Then click “Continue.”

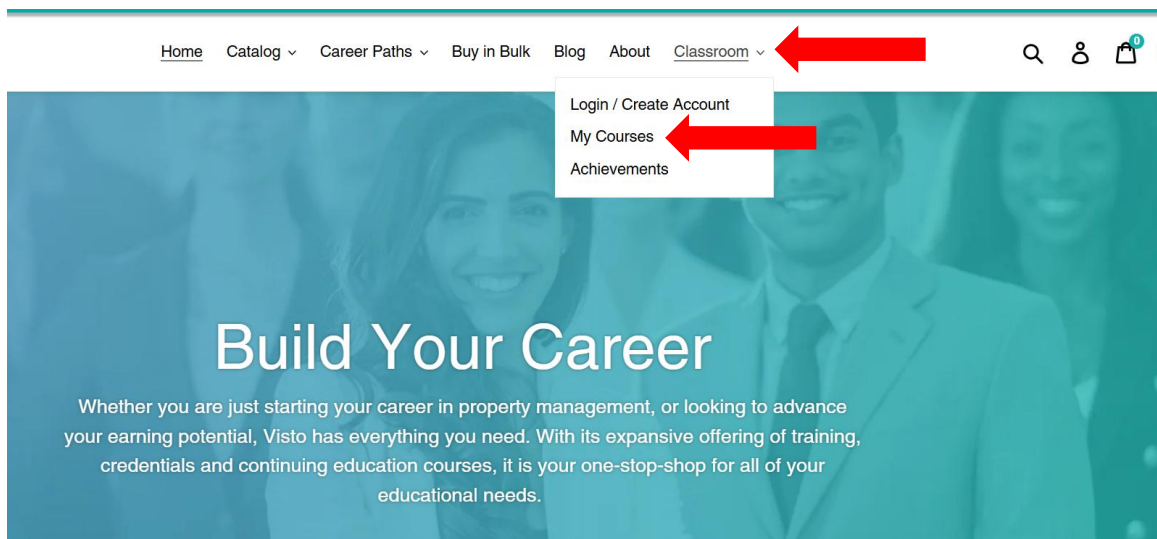


15. To begin the courses, click “Start” next to the course you would like to view.

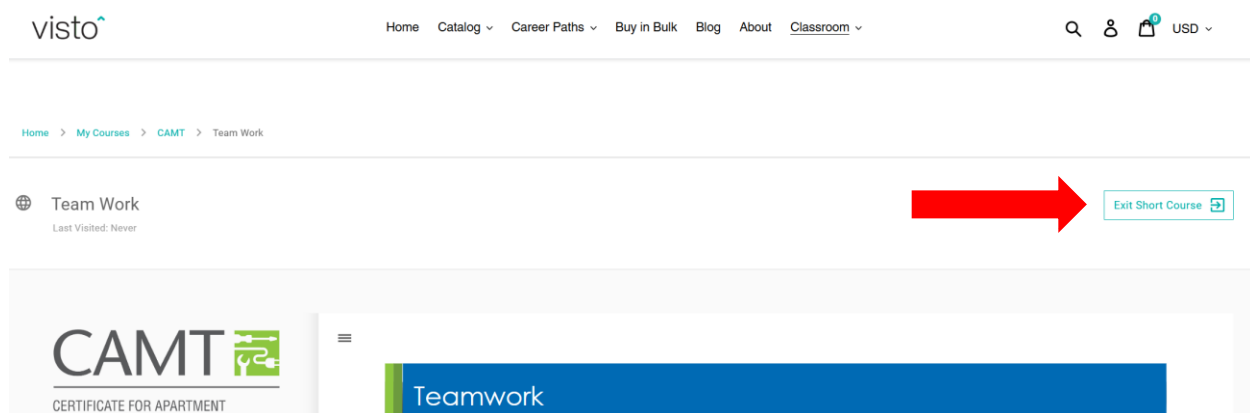


Updated July 17, 2025

16. You may stop and continue the training as many times as you wish. You can access the course at any time by logging into your account at [www.gowithvisto.org](http://www.gowithvisto.org), clicking “Classroom” in the menu at the top of the screen, and clicking on “My Courses.”



17. **Tip:** When the course says to “return to the Table of Contents,” scroll up the screen and click on “Exit Short Course.” You can then continue to the next course or exit the training and come back at a later time (refer to step 16).



18. Once all courses have been completed, the online soft skills training requirement will be updated to “completed” within 24 business hours on your CAMT application in PACE.

19. If the online soft skills training requirement is not updated to “completed” after 24 business hours, please email a copy of your transcript or certificate of completion to Veronica Johnson at [vjohnson@naahq.org](mailto:vjohnson@naahq.org).

- a. You can access your transcript or certificate of completion by going to [www.gowithvisto.org](http://www.gowithvisto.org), logging in, clicking on “Classroom” in the menu at the top of the page, and clicking on “Achievements.” On the Achievements page, you can download or email your transcript or certificate of completion.